



AD-LIB TABLES

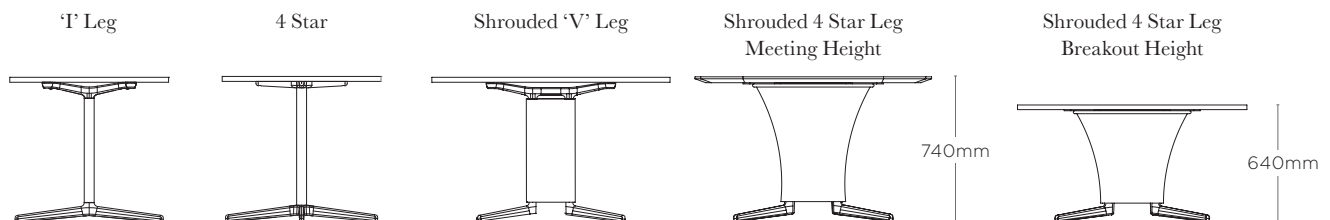
Looking at how people work, the Ad-Lib range has evolved and now offers new top shapes and sizes.

With technology at the forefront of the design; power, AV and USB outlets

are conveniently located under the desk surface and accessed through an easily removable polished acrylic cable access tray which sits neatly on a cable tidy porthole. The tables feature an

innovative tech knit sock which also acts as cable management when used with an integrated power module.

DIMENSIONS



DESIGN

PearsonLloyd

The London based practice takes a collaborative approach to its work, embracing the restrictions imposed by production, the market and all the other factors that define a brief. Their work is grounded in research and at the core is

an attempt to understand the relationship between a product, its place, and the way people use it. It is this innovative thinking that earned PearsonLloyd a Red Dot Award for the design of Ad-Lib for Senator.



ALP1208RC



ALP1408RC



ALP1608RC



ALP1808RC



ALP2008RC



ALP1610RC



ALP1810RC



ALP2010RC



ALP2210RC



ALP2410RC



ALP2610RC



ALP08RDC



ALP08RD



ALP10RD



ALP08RDP



ALP08SSC



ALP08SS



ALP08SSP



ALP1809SR



ALP2010SR



ALP2210SR



ALP2410SR



ALP2610SR



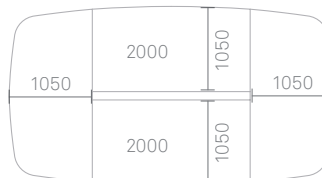
ALP3010SR



ALP3718SR



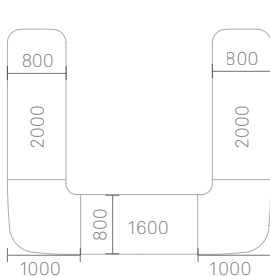
ALP4118SR



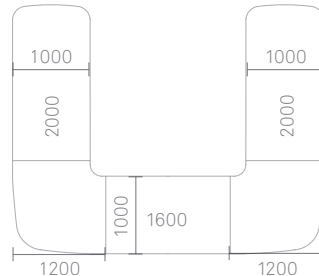
ALP4122SR



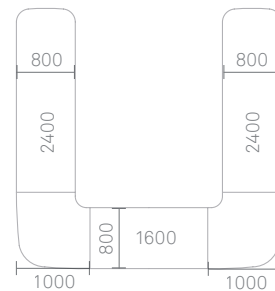
ALP4522SR



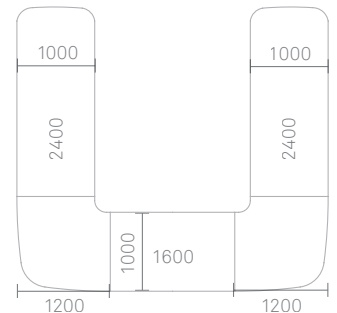
ALP3630UR



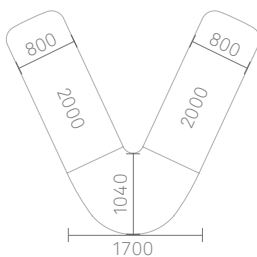
ALP4032UR



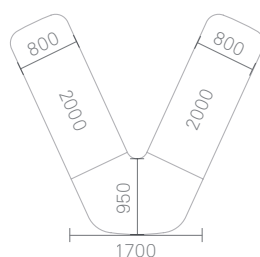
ALP3634UR



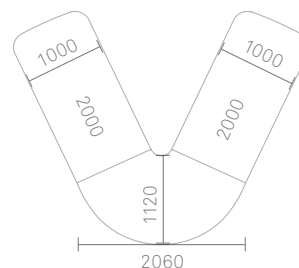
ALP4036UR



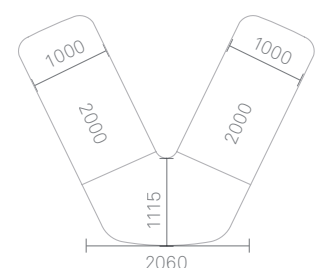
ALP3430RVR



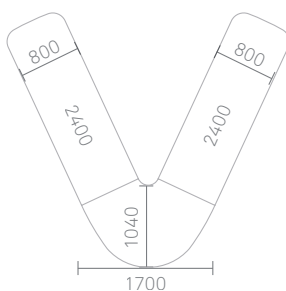
ALP3430FVR



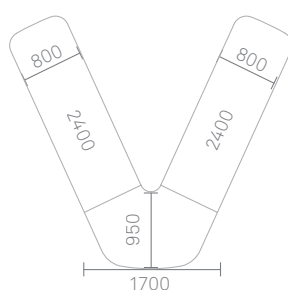
ALP3830RVR



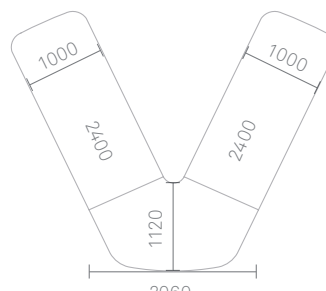
ALP3830FVR



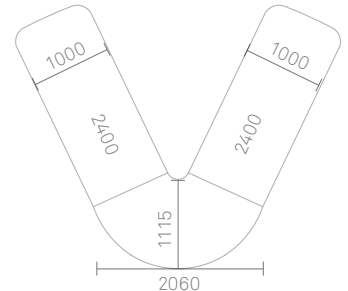
ALP3832RVR



ALP3832FVR



ALP4034RVR



ALP4034FVR

Work surfaces

Ad-Lib table tops are available in MFC, MFMDf and Laminate.

All Laminate and MFMDf tops are available with a cut back edge.



ALP2012RC



ALP2212RC



ALP2412RC



ALP2412RC



ALP2014RC



ALP2214RC



ALP2414RC



ALP2812RC



ALP3012RC



ALP3212RC



ALP3214RC



ALP4014RC



ALP2212SR



ALP2412SR



ALP3212SR



ALP4014SR



ALP1812SH



ALP1813SH



ALP2212SH



ALP2213SH



ALP2412SH




ALP2413SH



ALP3612SH



ALP3613SH



ALP12RD



ALP15RD




ALP12SS



ALP15SS



ALP1612DD



ALP12RDB



ALP15RDB



ALP12SSB



ALP15SSB

Work surfaces

Ad-Lib table tops are available in MFC, MFMDf and Laminate.

All Laminate and MFMDf tops are available with a cut back edge.

Standard Top Finishes - MFC/MFMDf



Carini Walnut




Mocha



Autumn




Strata Oak




Maple



Highland Oak




Beech



Winter Oak



Hacienda White



White



Light Grey



Denim



Clay*



Bordeaux



Lemon Sorbet

* MFC only


Edge Stains




Clear (Standard)



Black




White




Cream



Light Brown



Medium Brown




Dark Brown

Contrasting Edge Tapes




Ply Effect Edging



Silvery Ply Edging

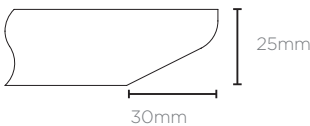
All MFCs are available with matching edge tape as standard. Contrasting edge tape can be specified.



Ref Group Number 48

25mm MDF core, specified Laminate face and counterbalance finished with a 60mm chamfered edge that is clear lacquered as standard.

25mm MFMDf tops are finished with a 60mm chamfered edge that is clear lacquered as standard.



Frame/Leg Finishes




Black



Slate Grey



Light Grey



Polished Aluminium (foot only)

Technical Meshes



Black



Slate Grey

Note: Slate grey mesh is also used with Light Grey legs

Standard Features(*Selected models only)

4 Star base tables utilise an Aluminium base and top casting with a Steel column*

Shrouded 4 star base tables utilise a Steel framework covered in a technical knitted fabric with a cast Aluminium base*

'I' leg tables utilise an Aluminium ski and top castings with Steel columns and twin Steel beams*

'V' leg tables utilise an Aluminium ski and top casting with Steel columns covered in a technical knitted fabric*

Levelling adjusters

25mm MFC, MFMDf and MFMDf tops

Optional Features

Range of top shapes including: square, circular, rectangular, soft rectangular and soft hexagon

Select tops in 25mm balanced Laminate

In-table power modules*

Vertical cable riser

Performance Standards

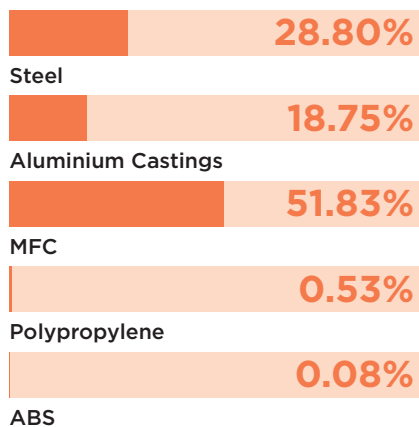
BSEN 15372 2008

BS 6396 2008

ENVIRONMENTAL

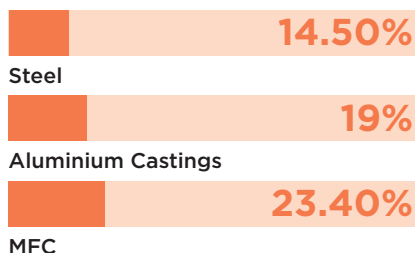
Material Content

Components are constructed of the following



Recycled Content

Contains up to 56.90% of Recycled Material



Recyclability

The range is 99% recyclable

99%

SENATOR 3 R'S

Senator is committed to continually improving the sustainability of all environmental aspects within our business.

To meet both international standards and our own environmental targets we apply the three R's principle

-Reduce, Reuse and Recycle.

Whilst recycling is the element which receives the most exposure it is actually the last option available and should never be the prime target in anyone's battle to reduce waste.

It is our duty as individuals and as a company to initially attempt to **Reduce** usage. Then we should look to **Reuse** wherever possible and finally, only after these two processes have been exhausted, should we consider **Recycling**.

Reduce
Reuse
Recycle