

Deploy
boss

Deploy

Designed by Broome Jenkins



Deploy is a single table designed to fulfill a broad range of sizes and functional requirements a client may have. The Deploy Multi Leg is a versatile addition to the Deploy table family. With increased sizes from 3500L to seat 12, up to 6000L to seat 20. It boasts a sleek look that will compliment any meeting or boardroom environment and it offers a purpose built cable management system and various power and data options.

boss



Deploy

Multi Leg

boss



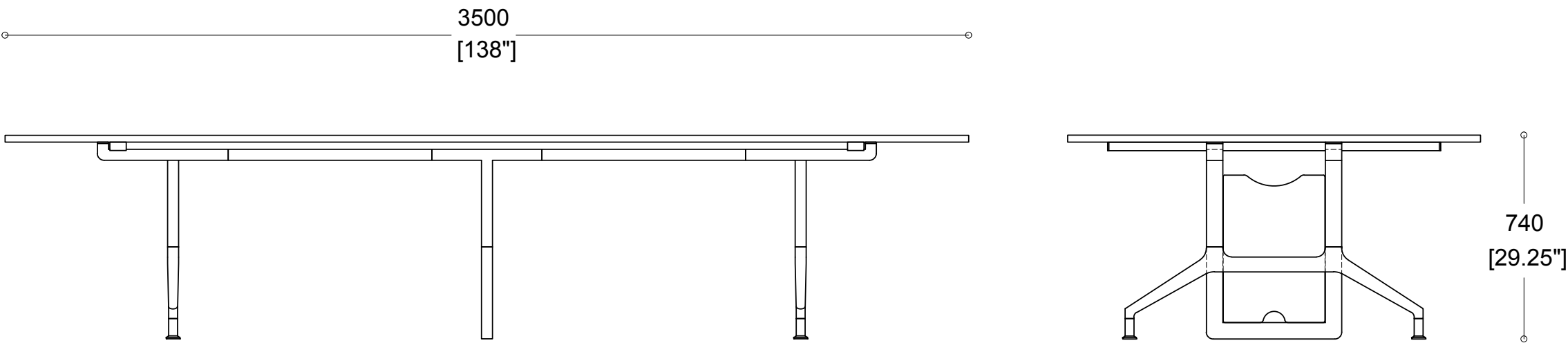
Deploy

Specifications

Multi Leg

Deploy Static tables above L3000mm feature a cable managed central leg (shown above & right).

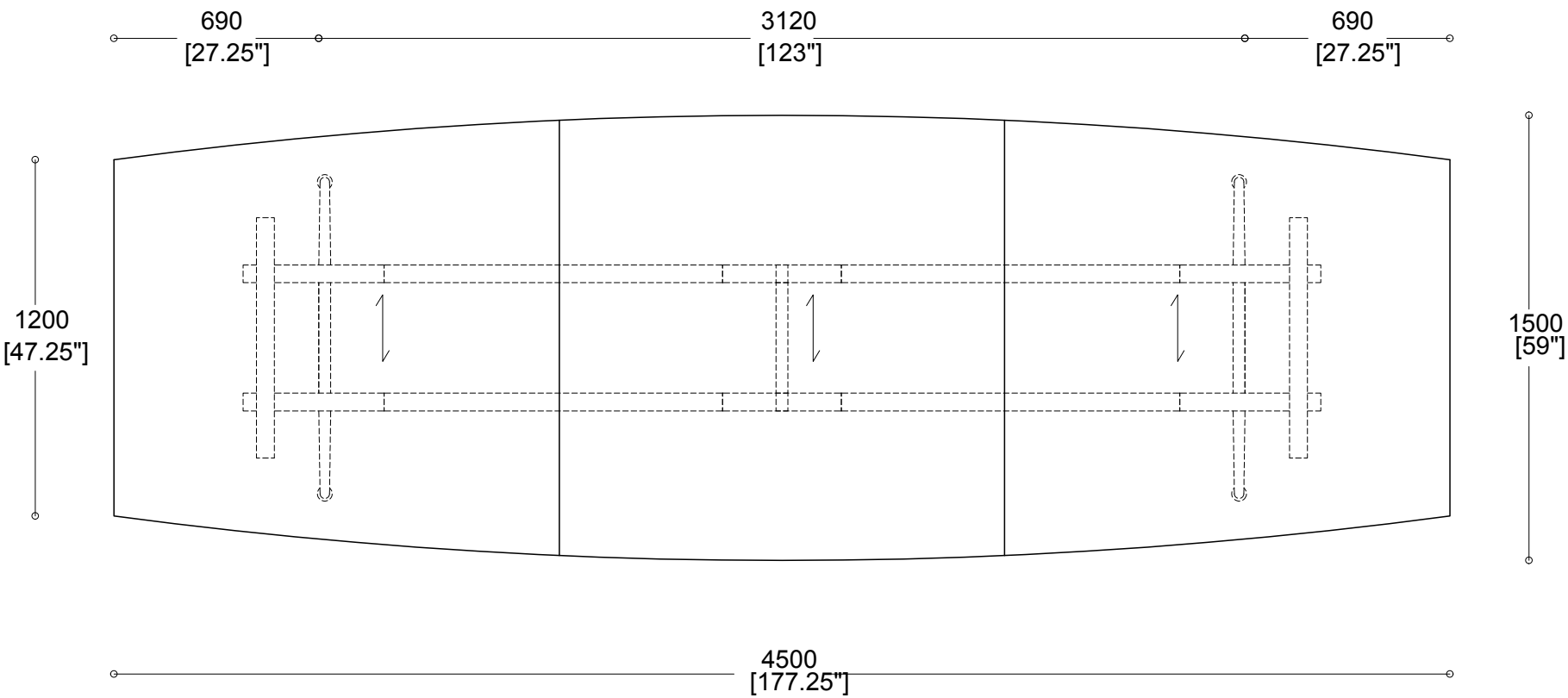
A complete and detailed list of sizes and specifications can be viewed by scanning the QR code below.



Deploy Static Barrel

As part of the Deploy Static range we offer a Barrel shaped top profile (shown right). The sizings shown in the pricing table states the size of the table in the following format:

Table Length x Widest Width x Narrowest Width.



Deploy

Specifications

Table Frame & Leg Finishes

Standard:

Black or Grey painted frame with polished foot/glide


Optional:

Black or Grey painted frame, foot & glide.

N.B. Flip Tops only available with polished foot. Powder coated RAL colours can be specified however you must be aware that there is a risk of chipping. Contact us for more details.



Single Grey frame & foot with polished leg & castors.



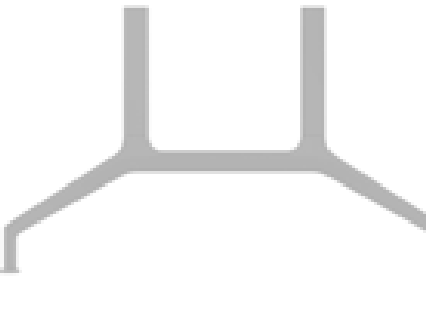
Single Black Leg, Foot & glides




Black frame & polished double leg with glides



Black frame & double leg with glides



Grey frame & Grey double leg with glides



Grey frame & Polished double leg with glides

Power & Data Management Options

Various power and data options are available to specify on Deploy so please **see page 536** for the full range available

As standard, power is located centre of the table and runs parallel with the longest edges.

Drawings are provided for your reference prior to ordering and are to be used as a guide

For customers own power please contact us for compatibility



V-Dock recessed power module with matching flap



Pixel Power Unit - Surface Mounted



Deploy

Flip Top

boss









Deploy

Specifications

Table Tops

Available in five table top shapes:
Square, Rectangle, Barrel, Circular
& Elliptical

Five standard finishes: MFC, MF
MDF, Laminate, Veneer & Fenix.
See appendix for Boss Design’s
standard colourways

Also available in a Poseur height
configuration



Circular Flip Top



Standard or Poseur Height



Deploy Table Edge Linking

Table Frame & Leg Finishes

Standard:

Black or Grey painted frame with
polished foot/glide


Optional:

Black or Grey painted frame, foot
& glide.

N.B. Flip Tops only available with
polished foot. Powder coated RAL
colours can be specified however you
must be aware that there is a risk of
chipping. Contact us for more details.



Single Grey frame & foot with
polished leg & castors.



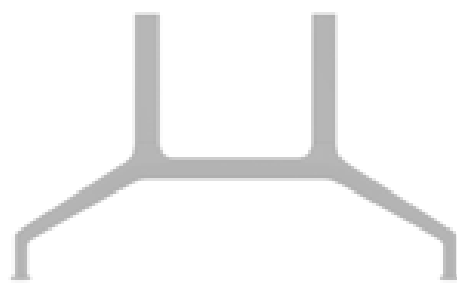
Single Black Leg,
Foot & glides




Black frame & polished
double leg with glides



Black frame & double
leg with glides



Grey frame & Grey
double leg with glides



Grey frame & Polished
double leg with glides

Deploy

Specifications

Cable Management & Modesty Panels

Deploy Flip Top tables are available with or without cable management, as shown right.

N.B. Modesty Panels cannot be used as a cable management tray due to the fact they feature one set of hook loops only (see right).



Cable Management



Modesty Panel

Power & Data Management Options

Various power and data options are available to specify on Deploy so please **see page 536** for the full range available

As standard, power is located centre of the table and runs parallel with the longest edges.

Drawings are provided for your reference prior to ordering and are to be used as a guide

For customers own power please contact us for compatibility



V-Dock recessed power module with matching flap



Pixel Power Unit - Surface Mounted

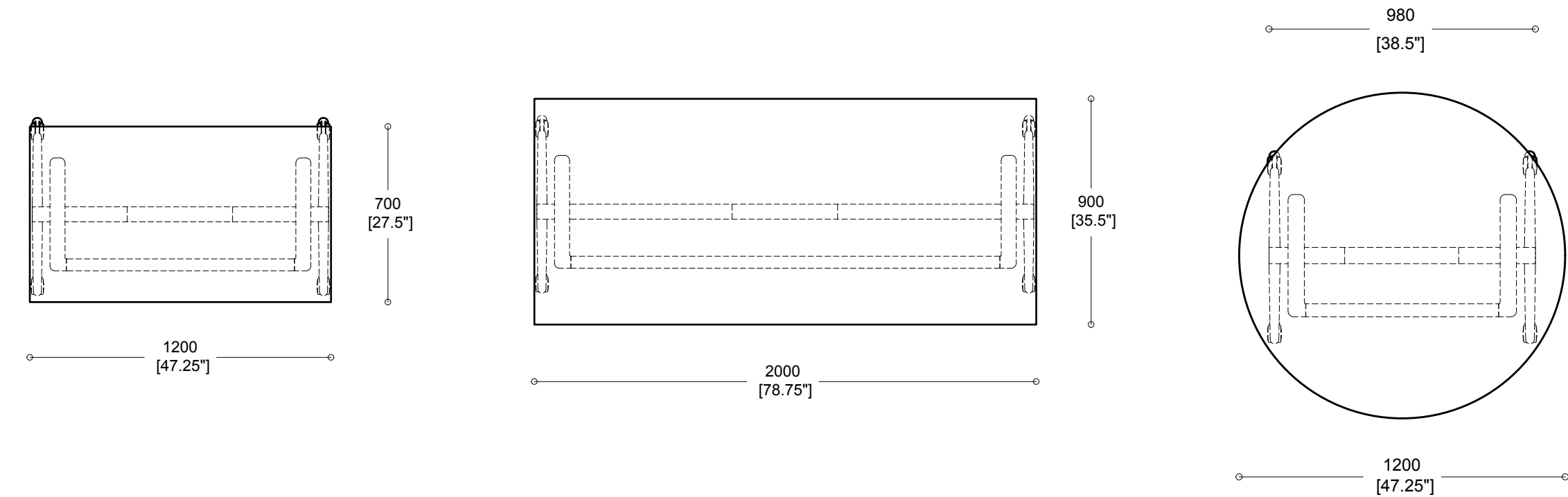
Deploy

Specifications

Outset Leg

The smallest & largest line drawings for the Deploy Flip Top tables with Outset Legs are shown (right) for reference.

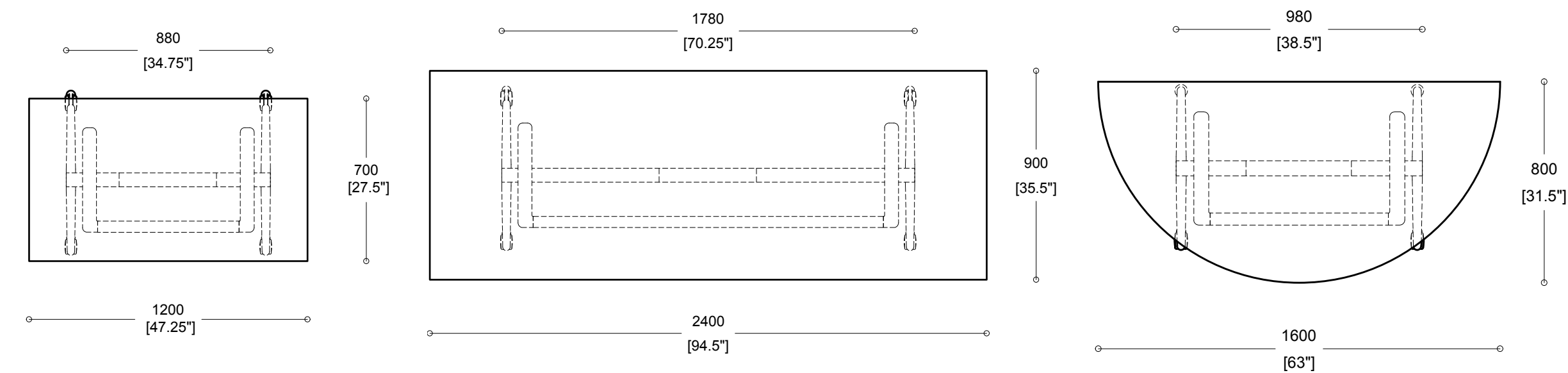
A complete and detailed list of sizes and specifications can be viewed by scanning the QR code below.



Inset Leg

The smallest & largest line drawings for the Deploy Flip Top tables with Inset Legs are shown (right) for reference.

A complete and detailed list of sizes and specifications can be viewed by scanning the QR code below.



boss

www.bosssdesign.com