



Take one look at the Kilo range and there is no question that this is a robust but stylish desking solution. The rectangular and 120 degree

workstations are simple to specify and easy to install. With desk end storage, conference extensions, and full cable management options, the Kilo range

offers the complete package.



Features

- Quick lock rail system for easy assembly
- Distinctive 'K-shaped' steel tube legs with 50x25 top rails
- 25mm MFC tops with scallops and/or cable ports
- Cable management available
- Intermediate legs include a removable cable riser
- Desk end extensions, desk end storage, modesty panels
- Meeting, boardroom and poseur tables

Benefits

- Quick and easy assembly (one person installation)
- A broad range of MFC finishes
- 5 year guarantee

Colours and finishes

MFC finishes	Beech, Maple, Verade Oak, Walnut, Light Grey, White, Comina Ash, Boston Concrete, Shorewood, Whitewood
Leg finishes	White, Silver, Graphite, Black, Raw

Availability

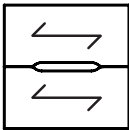
Lead time	4 weeks (standard)
-----------	--------------------

Dimensions



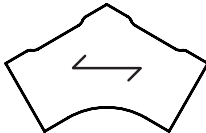
Rectangular

Width: 800-2000
Depth: 600, 800
Height: 750



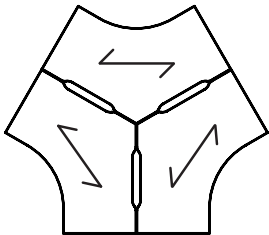
Rectangular
Back-to-back

Width: 800-2000
Depth: 1200, 1600
Height: 750



Single
Workstation

Width: 1200
Depth: 600, 800
Height: 750



Cluster
Workstation

Width: 1200
Depth: 600, 800
Height: 750


MFC Finishes



Beech - BE




Maple - MP



Oak - OA



Walnut - WA



Light Grey - LG



White - WH



Black - BK



Comina Ash - CA



Boston Concrete - BC



Shorewood - SW



Whitewood - WW

Leg Finishes



White - WH
(RAL 9016)



Silver - SL
(RAL 9007)



Graphite - GR
(RAL 7024)



Black - BK
(RAL 9005)



Raw - RW