

MOTE

Mote has been designed to provide a holistic solution when designing dynamic environments. Created as a complete lounge seating range, no detail is an afterthought, with every inch having been given careful consideration to

eliminate dead space. The Mote family includes sofas, ottomans, screens and accessories, each linking seamlessly to each other to create a combination of rectilinear and curvilinear forms for beautiful yet defined spaces.



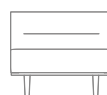
Design by Senator



MTE-OT01 - Single
MTE-OT02 - Two seater
MTE-OT03 - Three seater



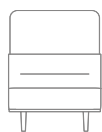
MTE-OT120 - 120°
MTE-OT90 - 90°



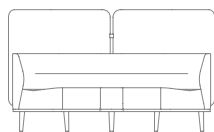
MTE-SF01
MTE-SF02
MTE-SF03



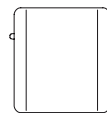
MTE-SF120 - 120°
MTE-SF90 - 90°



MTE-BSS01
MTE-BSS02
MTE-BSS03



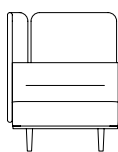
MTE-BSS120 - 120°
MTE-BSS90 - 90°



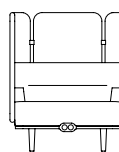
MTE-BR120
MTE-BR90



MTE-LS01



MTE-BCSL01 - Left hand
MTE-BCSR01 - Right hand



MTE-BSF01
MTE-BSF02
MTE-BSF03



DESIGN

Senator

Our team of talented in house designers are responsible for creating elegant, innovative furniture designs which not only look beautiful, but minimise the impact on the world around us.

They come from all over the world, but are based in our Design Centre located in a quiet Lancashire village just outside the Ribble Valley. Our dedicated facility is over three floors which include studios, a materials test centre and prototyping lab.

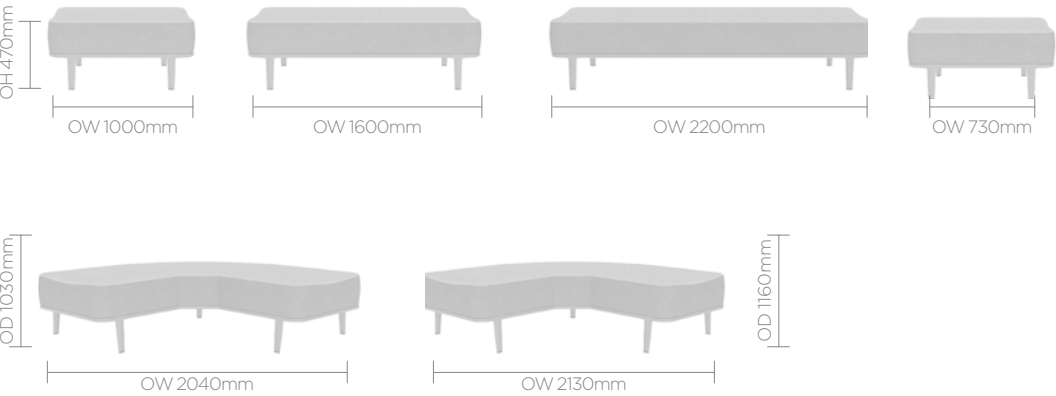
Standard Features (*Selected models only)

Traditional carcass construction
with multi density foam
Fully upholstered
Cast Aluminium frame
Plastic glides with levelling adjustment

Optional Features

Frame fitted power units - 2 x powered
USB/TUF and 1x power socket*
Two-tone upholstery
End arms
Single arms- mid
Double arms - intermediate

Ottoman



Sofa




Rear Screen



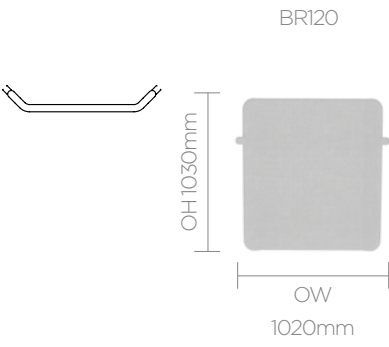
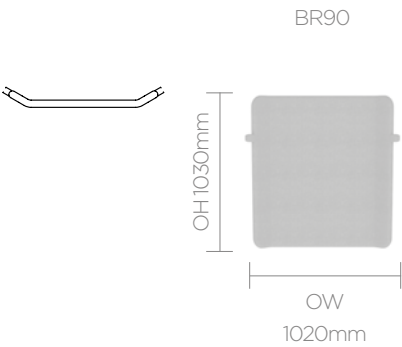
Rear & Side Screen



Footstool



Bridging Screen



Finish Options

Cast Aluminium frame available in Black, Flint Grey, Light Grey or Mineral Sand, Mellow Yellow or Orange Crush


Frame Finishes



Black



Flint Grey



Mineral Sand



Mellow Yellow



Orange Crush

MFMD F Finishes



Carini Walnut



Mocha



Autumn



Strata Oak



Maple



Highland Oak




Beech




Winter Oak



Hacienda White




White




Light Grey



Denim



Lemon Sorbet



Clay

Note: Colour images are for reference only. Please verify with actual colour sample.

MOTE

Mote has been designed to provide a holistic solution when designing dynamic environments. Created as a complete lounge seating range, no detail is an afterthought, with every inch having been given careful consideration to

eliminate dead space. The Mote family includes sofas, ottomans, screens and accessories, each linking seamlessly to each other to create a combination of rectilinear and curvilinear forms for beautiful yet defined spaces.

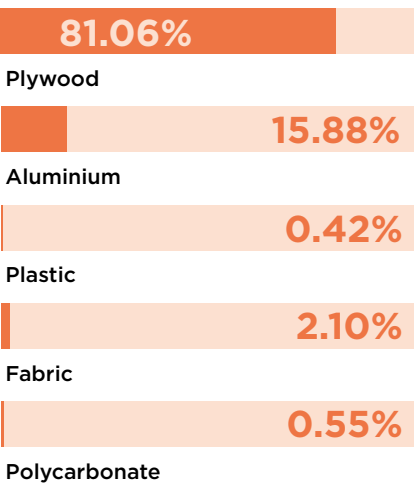


Design by Senator

ENVIRONMENTAL

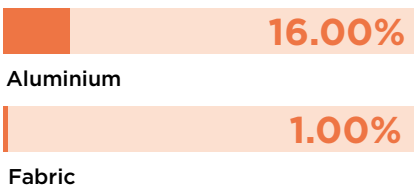
Material Content

Components are constructed of the following



Recycled Content

Contains up to 17.00% of Recycled Material



Recyclability

The range is 99% recyclable

99%

SENATOR 3 R'S

Senator is committed to continually improving the sustainability of all environmental aspects within our business.

To meet both international standards and our own environmental targets we apply the three R's principle

-Reduce, Reuse and Recycle.

Whilst recycling is the element which receives the most exposure it is actually the last option available and should never be the prime target in anyone's battle to reduce waste.

It is our duty as individuals and as a company to initially attempt to **Reduce** usage. Then we should look to **Reuse** wherever possible and finally, only after these two processes have been exhausted, should we consider **Recycling**.

Reduce
Reuse
Recycle