



Range Information



Occupancy: 1 to 10 people



Acoustic rated up to 34 dB
(excluding Qube 180 & 360)



Delivery & Install **NOT** included

- PIR motion/occupancy sensor
- Soft open and close sliding glass door featuring DDA compliant 50mm dia manifestations
- Acoustic ceiling panels upholstered in Camira Nexus Chalk
- 50mm diameter DDA compliant circular manifestations on glass
- N.B. Acoustic performance is maximised when the pods are positioned on a carpeted surface and acoustic roof mat is selected.



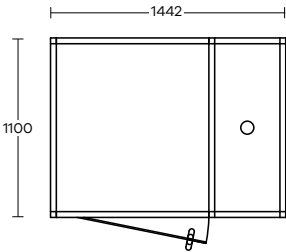


Description			Description		
Model	Typical Occupancy	Frame Dimensions (H x W x D)	Price Band 1 Fabric	Price Band 2 Fabric	Price Band 3 Fabric
QUBE SOLO		2225 x 1441 x 1100			

Price does not include packaging. Delivery and/or installation is an additional charge

Standard Specification

- Fixed LED lighting built into ceiling
- PIR motion/occupancy sensor
- 2x 6mm glazed panels featuring DDA compliant 50mm dia manifestations
- 1x 6mm half glass panel
- 1x half modesty panel
- 2 x acoustic wall panels upholstered in Camira Lucia*
- 1 x hinged glass door
- Acoustic ceiling panels upholstered in Camira Nexus Chalk
- 50mm diameter DDA compliant circular manifestations on glass
- 1x fixed MFC shelf - 430mm depth
- 35mm satin silver anodised aluminium frame
- 50mm crown
- Standard height: 2225mm
- External height with airflow unit: 2430mm



Acoustic performance is maximised when the pods are positioned on a carpeted surface, and when the acoustic roof mat is specified.

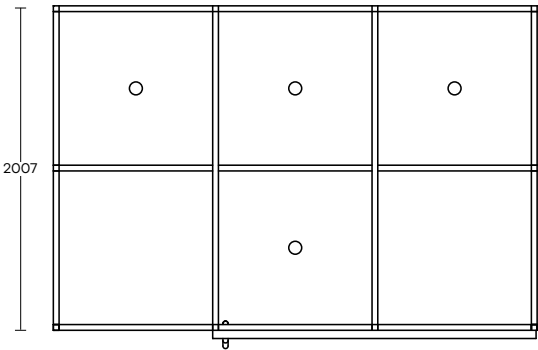


Model	Typical Occupancy	Frame Dimensions (H x W x D)	Price Band 1 Fabric	Price Band 2 Fabric	Price Band 3 Fabric
QUBE DUO		2225 x 2006 x 2992			

Price does not include packaging. Delivery and/or installation is an additional charge

Standard Specification

- Fixed LED lighting built into ceiling
- PIR motion/occupancy sensor
- 7 x 6mm glass panels featuring DDA compliant 50mm dia manifestations
- 2 x fully upholstered acoustic wall panels
- 1 x 10mm soft open and close sliding glass door featuring DDA compliant 50mm dia manifestations
- Acoustic ceiling panels upholstered in Camira Nexus Chalk
- 50mm diameter DDA compliant circular manifestations on glass
- 35mm satin silver anodised aluminium frame
- 50mm crown
- Standard height: 2225mm
External height with airflow unit: 2430mm



Acoustic performance is maximised when the pods are positioned on a carpeted surface, and when the acoustic roof mat is specified.




PODS



Description

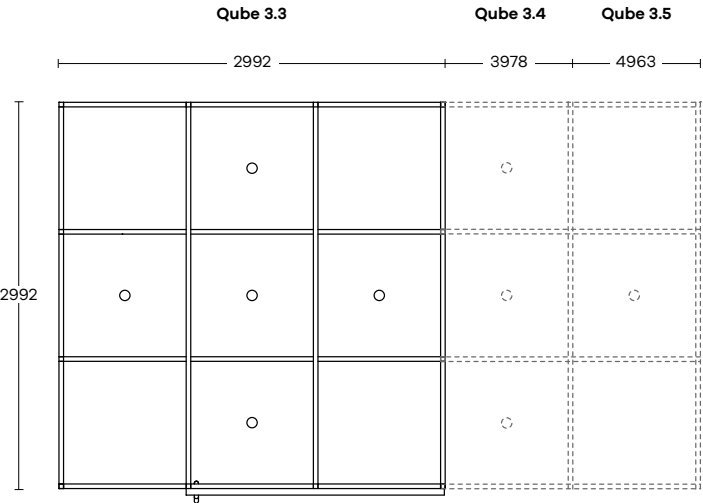
Description



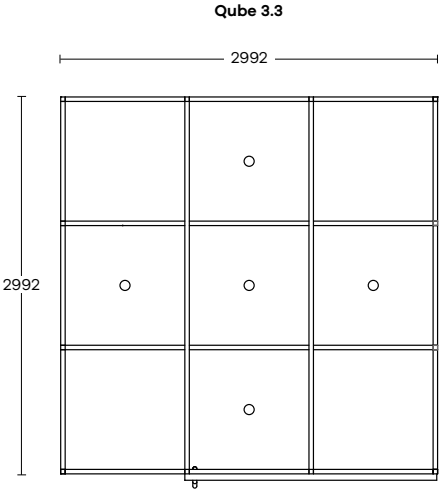
Price does not include packaging. Delivery and/or installation is an additional charge

Standard Specification

- Acoustic ceiling panels upholstered in Camira Nexus Chalk
- LED lighting
- PIR motion/Occupancy sensor
- Glazed door
- DDA compliant manifestations
- 35mm satin silver anodised aluminium frame
- 50mm crown
- Standard height: 2225mm
- External height with airflow unit: 2430mm



Section D - Frame Finish	£
Powder Coated RAL - Choice of three colours	Total Frame & panels price +10%
White RAL9003 / Anthracite RAL7016 / Black RAL9005	



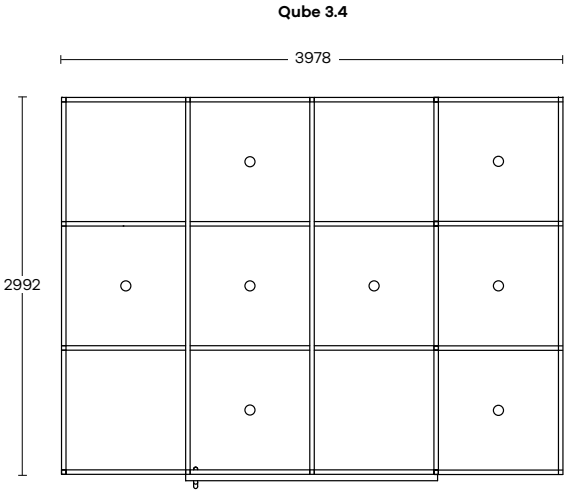
Qube - 3.3 Configuration

Dimensions: H2225mm x W2992mm x D2992mm
• H87.5" x W118" x D118"

- 6x Camira Lucia Acoustic Panels
- 5x Glass panels
- Acoustic ceiling panels upholstered in Camira Nexus Chalk
- LED lighting
- PIR motion/Occupancy sensor
- Glazed door
- DDA compliant manifestations
- 35mm satin silver anodised aluminium frame
- 50mm crown
- 1x Airflow Unit



Config with Band 1	Config with Band 2	Config with Band 3
£	£	£



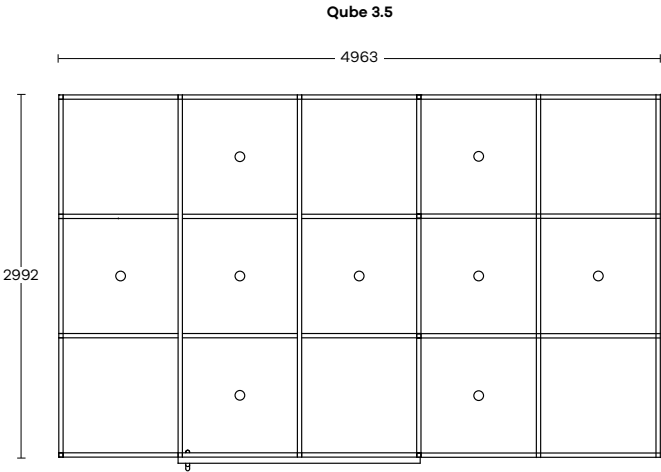
Qube - 3.4 Configuration

Dimensions: H2225mm x W2992mm x D3978mm
• H87.5" x W118" x D156.5

- 6x Camira Lucia Acoustic Panels
- 7x Glass panels
- Acoustic ceiling panels upholstered in Camira Nexus Chalk
- LED lighting
- PIR motion/Occupancy sensor
- Glazed door
- DDA compliant manifestations
- 35mm satin silver anodised aluminium frame
- 50mm crown
- 2x Airflow Units



Config with Band 1	Config with Band 2	Config with Band 3
£	£	£



Qube - 3.5 Configuration

Dimensions: H2225mm x W2992mm x D4963mm
• H87.5" x W118" x D195.5

- 8x Camira Lucia Acoustic Panels
- 7x Glass panels
- Acoustic ceiling panels upholstered in Camira Nexus Chalk
- LED lighting
- PIR motion/Occupancy sensor
- Glazed door
- DDA compliant manifestations
- 35mm satin silver anodised aluminium frame
- 50mm crown
- 2x Airflow Units



Config with Band 1	Config with Band 2	Config with Band 3
£	£	£



Description

Description

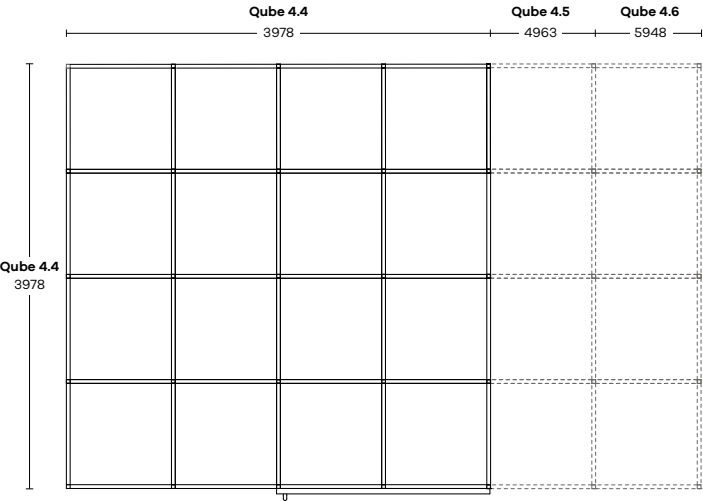
- Acoustic ceiling panels upholstered in Camira Nexus Chalk
- LED lighting
- PIR motion/Occupancy sensor
- Glazed door
- DDA compliant manifestations
- 35mm satin silver anodised aluminium frame
- 50mm crown
- Standard height: 2225mm
- External height with airflow unit: 2430mm

Price does not include packaging. Delivery and/or installation is an additional charge

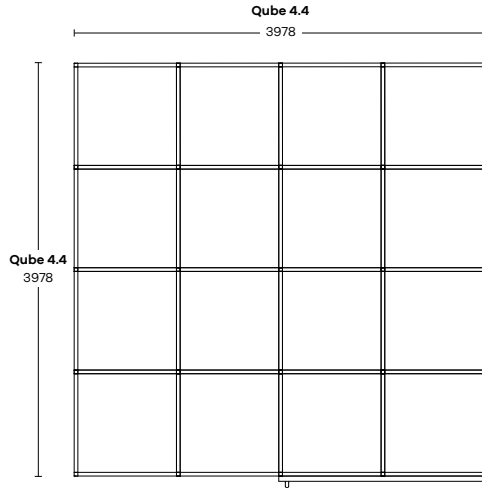
Price does not include packaging. Delivery and/or installation is an additional charge

Standard Specification

- Acoustic ceiling panels upholstered in Camira Nexus Chalk
- LED lighting
- PIR motion/Occupancy sensor
- Glazed door
- DDA compliant manifestations
- 35mm satin silver anodised aluminium frame
- 50mm crown
- Standard height: 2225mm
- External height with airflow unit: 2430mm

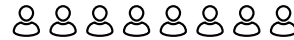


Acoustic performance is maximised when the pods are positioned on a carpeted surface, and when the acoustic roof mat is specified.



Qube - 4.4 Configuration

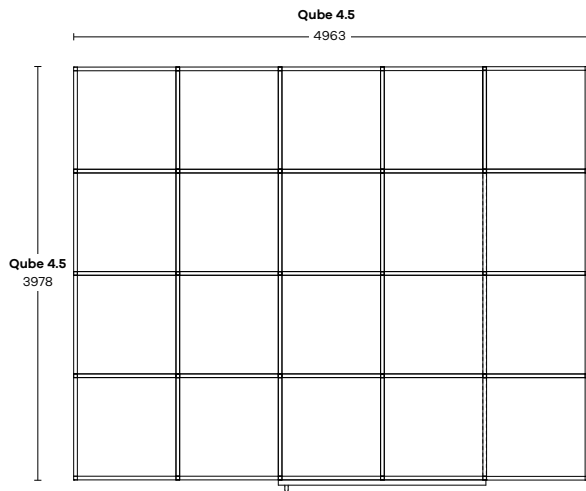
- Dimensions: H2225mm x W2992mm x D3978mm
- H87.5" x W118" x D156.5
- 8x Camira Lucia Acoustic Panels
- 7x Glass panels
- Acoustic ceiling panels upholstered in Camira Nexus Chalk
- LED lighting
- PIR motion/Occupancy sensor
- Glazed door
- DDA compliant manifestations
- 35mm satin silver anodised aluminium frame
- 50mm crown
- 2x Airflow Units



Config with Band 1
£

Config with Band 2
£

Config with Band 3
£



Qube - 4.5 Configuration

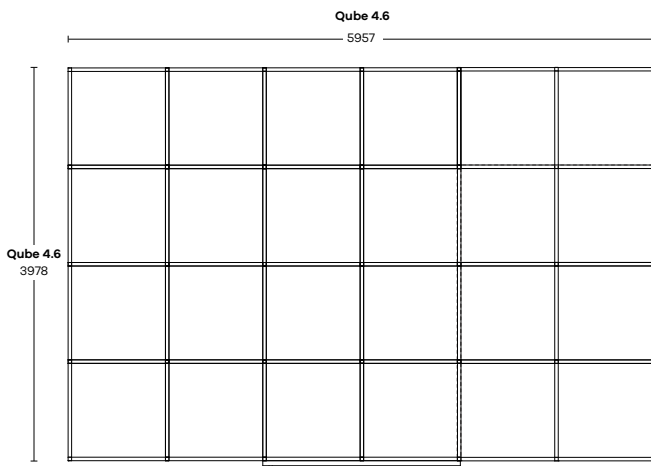
- Dimensions: H2225mm x W3978mm x D4963mm
- H87.5" x W118" x D195.5
- 8x Camira Lucia Acoustic Panels
- 9x Glass panels
- Acoustic ceiling panels upholstered in Camira Nexus Chalk
- LED lighting
- PIR motion/Occupancy sensor
- Glazed door
- DDA compliant manifestations
- 35mm satin silver anodised aluminium frame
- 50mm crown
- 3 x Airflow Units



Config with Band 1
£

Config with Band 2
£

Config with Band 3
£



Qube - 4.6 Configuration

- Dimensions: H2225mm x W3978mm x D5957mm
- H87.5" x W118" x D234.5
- 10x Camira Lucia Acoustic Panels
- 9x Glass panels
- Acoustic ceiling panels upholstered in Camira Nexus Chalk
- LED lighting
- PIR motion/Occupancy sensor
- Glazed door
- DDA compliant manifestations
- 35mm satin silver anodised aluminium frame
- 50mm crown
- 3x Airflow Units




Config with Band 1
£

Config with Band 2
£

Config with Band 3
£

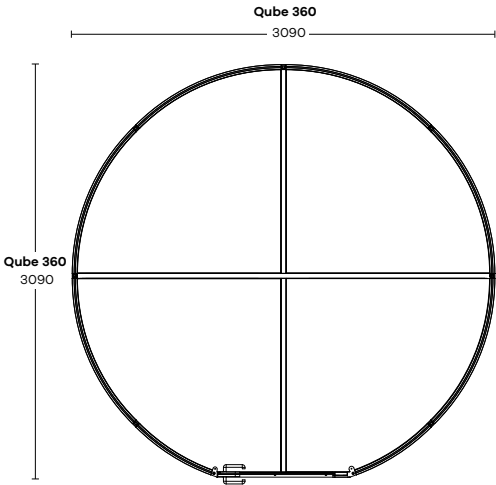
Qube 360 - Pivot Door



Price does not include packaging. Delivery and/or installation is an additional charge

Standard Specification

- Acoustic ceiling panels upholstered in Camira Nexus Chalk
 - LED lighting
 - PIR motion/Occupancy sensor
 - Glazed door
 - DDA compliant manifestations
 - 35mm White extrusion as standard
 - 50mm crown
 - Standard height: 2225mm
- External height with airflow unit: 2430mm



Section B - Panel Choice*

Curved Panel Acoustic - Band 1
Curved Panel Acoustic - Band 2
Curved Panel Acoustic - Band 3
Curved Glass - Full Panel
Curved Glass - Half Panel

* Six panels required, plus two half panels each side of door

Section C - Optional Extras

Airflow unit 300-360 m³/h
Privacy band (1200mm high) - Per Panel

Acoustic Roof Mat

Acoustic Roof Mat

Acoustic performance is maximised when the pods are positioned on a carpeted surface, and when the acoustic roof mat is specified.

